

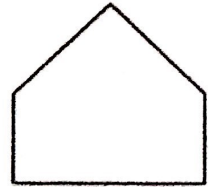
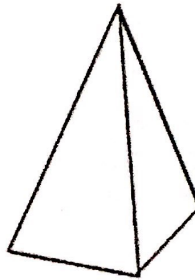
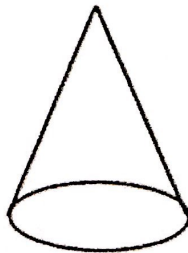
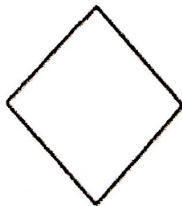
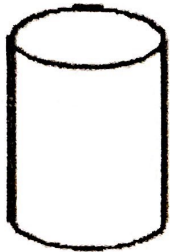
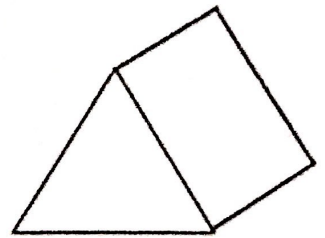
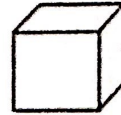


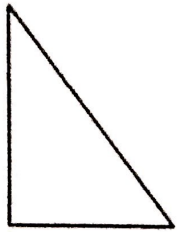
Prénom : \_\_\_\_\_

Date : \_\_\_\_\_

## EXPLORER LES FORMES ET LES GRANDEURS


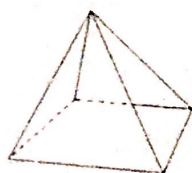

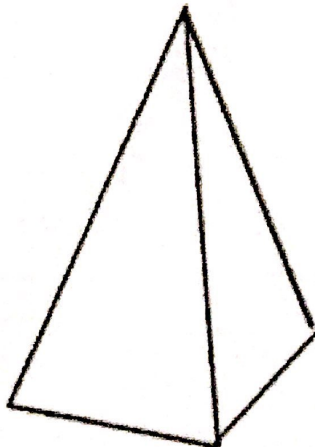
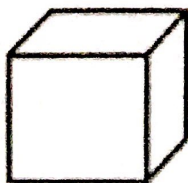




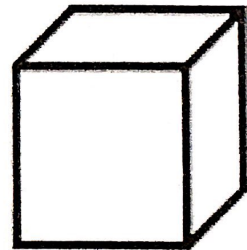
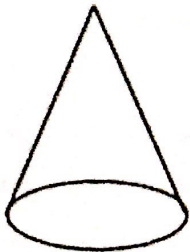
Objectif : nommer et reconnaître quelques solides (cube, pavé...)

1) Je colorie les figures qui sont des solides

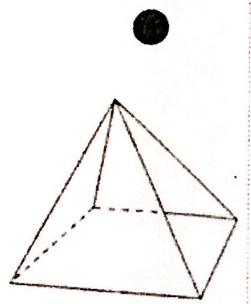

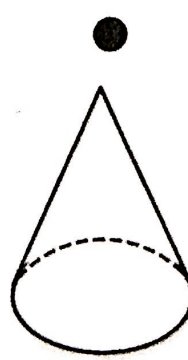
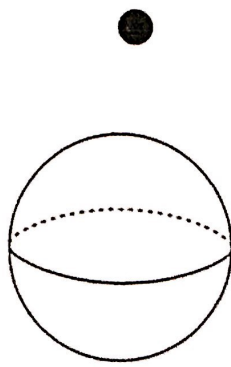







2) Je colorie :

- les cubes en rouge
- les pavés en jaune
- les pyramides en vert
- les cylindres en bleu



1 Je relie chaque objet à son solide.



2 Je relie les objets à leurs empreintes.

